



















































































# Run For All

## Overall Results








Place	Bib	Name	Nat.	Age	AG	Club	Pace	ChipTime	GunTime
Run for All 5K									
1.	473	Sprock, Felix		21	Male 20-29			18:56	18:57
2.	498	Weidman, Mark		20	Male 20-29			20:21	20:28
3.	381	Herb, Tanner		14	Male 14-19			20:33	20:36
4.	503	Williams, Scott		60	Male 60-69			21:14	21:14
5.	406	Latner, Barry		69	Male 60-69			21:19	21:21
6.	492	Volney, Anton		34	Male 30-39			21:51	21:54
7.	320	Arthur, Zack		32	Male 30-39			21:56	22:07
8.	340	Ciuffetelli, Madison		21	Female 20-29			22:07	22:14
9.	479	Stone, Peter		51	Male 50-59			22:08	22:08
10.	457	Sarno, Rebecca		18	Female 14-19			22:27	22:33
11.	462	Sedano, Matthew		22	Male 20-29			22:36	22:41
12.	337	Carroll, Joseph		21	Male 20-29			22:50	22:55
13.	352	DePerno, Nathaniel		20	Male 20-29			22:51	22:56
14.	329	Blanchard, Larry		62	Male 60-69			22:52	22:54
15.	477	Stirling, Nathan		48	Male 40-49			23:09	23:17
16.	440	Palm, Keith		39	Male 30-39			23:21	23:25
17.	478	Stone, Aida		36	Female 30-39			23:47	23:52
18.	434	Neuwirth, Rachel		20	Female 20-29			23:48	23:55
19.	393	Jackson, Kim		52	Female 50-59			24:01	24:03
20.	459	Scales, Dan		47	Male 40-49			24:14	24:23
21.	460	Scales, Morgan		16	Female 14-19			24:14	24:23
22.	500	Wheeler, Adam		39	Male 30-39			24:29	24:31
23.	446	PODSIEDLIK, LARKIN		34	Male 30-39			24:35	24:37
24.	396	Jung, Soren		23	Male 20-29			24:37	24:42
25.	458	Sautter, Brienna		33	Female 30-39			25:10	25:13
26.	445	Pinto, Kara		20	Female 20-29			25:40	25:47
27.	339	Ciampaglione, Vincent		21	Male 20-29			25:49	25:54
28.	374	Hagen, Gillian		23	Female 20-29			26:13	26:15
29.	466	Siefert, Lindsay		21	Female 20-29			26:28	26:29
30.	418	Mcginn Unkauf,		19	Male 14-19			26:36	26:39
31.	401	Klein, Christine		57	Female 50-59			27:17	27:21
32.	342	Connors, Meaghan		18	Female 14-19			27:42	27:48
33.	428	More, Ann		59	Female 50-59			29:07	29:10
34.	439	Owens, Katrina		42	Female 40-49			29:19	29:29
35.	341	Connington, Brianne		18	Female 14-19			29:26	29:31
36.	385	Hotchkiss, Denise		62	Female 60-69			29:56	30:04
37.	395	Joslyn, Charles		68	Male 60-69			29:58	30:05
38.	330	Blomenkamp, Rebecca		26	Female 20-29			30:00	30:09
39.	317	Ammann, Katharina		23	Female 20-29			30:00	30:10
40.	472	Spadolini, Amy		58	Female 50-59			30:07	30:11
41.	368	Gleeson, Kailey		21	Female 20-29			30:20	30:22
42.	338	Chardavoynne, Carly		18	Female 14-19			30:41	30:47
43.	433	Murphy, Judie		47	Female 40-49			30:55	30:59
44.	481	Tang, Kitty		21	Female 20-29			31:15	31:22
45.	358	Dunham, Wayne		59	Male 50-59			31:32	31:36
46.	506	Wozniak, Samantha		18	Female 14-19			32:47	32:53

# Run For All

## Overall Results






Place	Bib	Name	Nat.	Age	AG	Club	Pace	ChipTime	GunTime
47.	432	Morrison, Olivia		18	Female 14-19			33:05	33:16
48.	426	Mingle, Celestine		18	Female 14-19			33:05	33:16
49.	487	Towle, Thomas		44	Male 40-49			33:18	33:35
50.	486	Towle, Hope		36	Female 30-39			33:19	33:35
51.	455	Sakowsky, Hunter		20	Male 20-29			33:32	33:41
52.	332	Bruck, Michael		23	Male 20-29			33:33	33:41
53.	400	Killebrew, Diana		48	Female 40-49			34:03	34:18
54.	443	Parmiter, Jessica		27	Female 20-29			34:41	34:51
55.	384	Hobart, Erik		44	Male 40-49			35:02	35:07
56.	366	Fink, Penny		50	Female 50-59			35:14	35:16
57.	343	Crapo, Carrie		46	Female 40-49			35:15	35:16
58.	416	McCloy, Elizabeth		13	Female 13 & Under			36:28	36:40
59.	319	Anthony, Teresa		55	Female 50-59			36:49	36:58
60.	344	DAddario, Nick		21	Male 20-29			37:06	37:06
61.	424	Mikowski, Paul		43	Male 40-49			37:31	38:16
62.	312	Ackler, Colleen		42	Female 40-49			37:42	37:48
63.	336	Carpenter, Angele		84	Female 70+			38:27	38:31
64.	383	Hettich-Atkins, Doreen		58	Female 50-59			39:21	39:35
65.	388	Hudson, Tracy		54	Female 50-59			45:33	45:55
66.	357	Dunham, Peggy		58	Female 50-59			46:16	46:23
67.	335	Carmody, Addie		71	Female 70+			52:22	52:34
68.	389	Hughes, Michele		60	Female 60-69			52:22	52:34
69.	351	Dennis, Terre		69	Male 60-69			52:24	52:34
70.	412	Manning, Mike		37	Male 30-39			52:55	53:08
71.	411	Manning, Maria		35	Female 30-39			52:56	53:08
72.	359	Dunham, Holly		19	Female 14-19			56:53	57:30
73.	391	Jackson, Amy		49	Female 40-49			56:57	57:33
74.	390	Jackson, Saige		20	Female 20-29			56:58	57:34
75.	399	Kile, Onaka		13	Male 13 & Under			57:47	58:04
76.	475	Steen, Emily		21	Female 20-29			58:27	58:42
77.	316	Amani, Mounia		21	Female 20-29			58:29	58:42
78.	415	McCloy, Katrina		51	Female 50-59			58:55	59:11
79.	362	Elliott, Mary D		59	Female 50-59			1:00:38	1:01:00
80.	386	Howard, Alita		50	Female 50-59			1:00:38	1:01:00
81.	347	David, Mallorie		47	Female 40-49			1:00:40	1:00:59
82.	461	Scott, Debra		60	Female 60-69			1:00:43	1:01:04
83.	398	Kent, Tera		42	Female 40-49			1:00:45	1:01:04
84.	423	Mikowski, Alexandra		43	Female 40-49			1:03:45	1:04:31
85.	497	Weeks, Renee		41	Female 40-49			1:03:54	1:04:39

### Run for All 1 Mile Event

1.	379	Hayes, Allyson		19	Female 14-19			00:15:38	00:16:25
2.	482	Thies, Katharina		24	Female 20-29			00:15:38	00:16:27
3.	463	Sengupta, Madhura		20	Female 20-29			00:15:39	00:16:27
4.	354	Doherty, Kathleen		20	Female 20-29			00:15:41	00:16:28
5.	370	Gravel, Michele		53	Female 50-59			00:16:32	00:16:55
6.	327	Bentley, Doug		72	Male 70+			00:21:19	00:23:30
7.	326	Bentley, Conni		72	Female 70+			00:21:19	00:23:31

# Run For All

## Overall Results

Place	Bib	Name	Nat.	Age	AG	Club	Pace	ChipTime	GunTime
8.	499	Wheaton, McKenna		22	Female 20-29			00:24:14	00:24:41
9.	408	Luther, Linda		66	Female 60-69			00:24:15	00:24:43
10.	364	Enders, Billi Jo		49	Female 40-49			00:24:17	00:24:44
11.	356	Dumond, Dorothy		80	Female 70+			00:37:40	00:38:35
12.	324	Beard, Terri		67	Female 60-69			00:38:36	00:38:44

Number of records: 97