




































Mother's Day 5k

Age Group Results

Place	Bib	Name	Nat.	Age	Club	Pace	ChipTime	GunTime
Mother's Day 5k								
Female 13 & Under								
1.	10	Belcher, Alison		9			24:03	24:04
2.	11	Belcher, Lauren		7			34:15	34:21
3.	50	Leonard, Aislynn		7			34:38	34:42
4.	32	Densmore, Simone		11			42:23	42:29
Female 14-19								
1.	66	Ostrander, Hannah		14			33:21	33:27
2.	97	Yaple, Tristen		14			45:45	46:05
Female 20-29								
1.	56	Masker, Alyse		25			26:23	26:23
2.	52	Loope, Allysan		26			27:10	27:13
3.	95	Webster, Tyler		23			31:08	31:15
4.	13	Brannon, Myah		23			33:03	33:05
5.	5	Adsit, Nicole		27			52:14	52:33
6.	88	Tinkham, Kami		25			52:27	53:34
Female 40-49								
1.	1	Ackler, Colleen		42			24:45	24:50
2.	51	Loiselle, Lois		41			30:05	30:09
3.	30	Densmore, Heather		45			30:13	30:20
4.	48	Lavanha, Karen		44			31:17	31:19
5.	12	Belcher, Nicole		44			34:15	34:21
6.	46	Killebrew, Diana		48			34:50	34:54
7.	6	Amedeo, Amanda		40			36:22	36:28
8.	65	Ostrander, Angela		44			40:19	40:35
9.	98	Yaple, Bridget		43			45:46	46:05
10.	64	Nye, Johanna		45			47:55	48:08
11.	78	Shumway, Rebecca		45			47:55	48:08
12.	77	Sharpsteen, Tania		44			53:08	53:23
Female 50-59								
1.	80	Spadolini, Amy		58			30:21	30:28
2.	7	Anthony, Teresa		55			35:44	35:53
Female 60-69								
1.	9	Beard, Terri		68			40:40	40:43
2.	96	Wittman, Jean		64			52:27	53:34
Female 70+								
1.	24	Carpenter, Angele		84			40:45	40:48
Male 13 & Under								
1.	92	Urazgildiiev, Timur		12			21:44	21:45
Male 14-19								
1.	33	Dodds, Spenser		15			26:49	26:51
2.	93	Urazgildiiev, Renat		19			31:44	31:48















Mother's Day 5k

Age Group Results

Place	Bib	Name	Nat.	Age	Club	Pace	ChipTime	GunTime
Male 20-29								
1.	45	Kelsey, Aleksander		23			20:32	20:33
2.	71	Richardson, Lucas		21			21:47	21:54
3.	79	Smith, Jacob		23			23:25	23:26
4.	27	DAddario, Nick		22			33:53	33:53
Male 30-39								
1.	8	Arthur, Zack		32			22:10	22:13
2.	67	Palm, Keith		39			22:29	22:34
3.	54	Manning, Mike		37			24:54	24:55
4.	72	Robinson, Johnathan		38			25:08	25:13
5.	68	Penniman, Eric		31			26:35	26:35
6.	41	Haines, Richard		39			28:08	28:18
7.	57	McCormick, Alan		35			36:18	36:23
8.	39	Fluger, Joel		30			46:41	46:51
9.	2	Adams, William		31			49:55	50:14
10.	4	Adsit, Douglas		30			52:14	52:33
Male 40-49								
1.	31	Densmore, Tim		46			19:13	19:20
2.	74	Scales, Dan		48			22:00	22:06
3.	84	Stirling, Nathan		48			22:43	22:53
4.	42	Hobart, Erik		44			35:27	35:31
Male 50-59								
1.	34	Dodds, Mark		53			26:50	26:51
2.	82	Stickels, Carl		52			29:05	29:08
3.	36	Dunham, Wayne		59			29:15	29:18
4.	26	Craft, Steven		57			35:31	35:39
5.	81	Spadolini, Chris		58			36:47	36:57
Male 60-69								
1.	49	Leonard, Charles		66			34:37	34:42
2.	44	Jones, Edwin		65			36:28	36:39
Male 70+								
1.	94	Vidulich, Robert		73			30:25	30:26
2.5 K Mother's Day								
Female 13 & Under								
1.	19	Bryant, Kelsey		2			00:29:45	00:29:59
Female 14-19								
1.	85	Swayze, Alyssa		15			00:31:01	00:31:18
Female 20-29								
1.	38	Fluger, Elisabeth		28			00:29:47	00:29:57
2.	53	MacLean, Hayley		29			00:30:56	00:31:19
3.	55	Martin, Olivia		29			00:30:58	00:31:19

Mother's Day 5k

Age Group Results

Place	Bib	Name	Nat.	Age	Club	Pace	ChipTime	GunTime
Female 30-39								
1.	22	Bryant, Callie		35			00:29:45	00:29:59
2.	3	Adams, Brittany		32			00:49:54	00:50:13
Female 40-49								
1.	83	Stickels, Carey		45			00:20:23	00:20:26
2.	76	Schifilliti, Jessica		49			00:22:38	00:22:53
3.	86	Swayze, Laura		47			00:31:02	00:31:19
Female 50-59								
1.	35	Dunham, Peggy		58			00:24:23	00:24:35
2.	18	Bryant, Sherri		59			00:30:05	00:30:05
Female 70+								
1.	59	Morgan, Pat		80			00:31:03	00:31:18
Male 13 & Under								
1.	21	Bryant, Jackson		5			00:29:44	00:29:58
2.	20	Bryant, Owen		5			00:29:45	00:29:59
Male 30-39								
1.	23	Bryant, Jeremy		35			00:29:44	00:29:58
2.	15	Bryant, Corey		32			00:29:48	00:30:04
3.	16	Bryant, Josh		38			00:30:02	00:30:02
Male 60-69								
1.	17	Bryant, Richard		64			00:29:46	00:30:00

Number of records: 77