








# 2024 Run4All

## Overall Results














Place	Bib	Name	Nat.	Age	AG	Club	Pace	ChipTime	GunTime
Run for All 5K									
1.	732	Pecone, Gabby		9	Female 13 & Under			02:37	11:36
2.	740	Toussaint, Danielle		34	Female 30-39			11:46	14:27
3.	726	McCoy, Kinleigh		10	Female 13 & Under			13:03	13:17
4.	702	Dutcher, Keanna		10	Female 13 & Under			13:09	13:23
5.	695	Casavant, Hayden		19	Male 14-19			20:04	20:06
6.	733	Raisch, Dylan		22	Male 20-29			20:49	20:51
7.	687	Belcher, Alison		12	Female 13 & Under			22:09	22:11
8.	699	Dillon, Lydia		55	Female 50-59			22:45	22:48
9.	731	Palmer, Steven		68	Male 60-69			22:49	22:51
10.	681	Aungier, Brigitte		44	Female 40-49			24:58	25:05
11.	700	Downing, Caleb		15	Male 14-19			26:46	26:52
12.	685	Belcher, Lauren		10	Female 13 & Under			28:40	28:42
13.	711	Jenney, Jenica		24	Female 20-29			30:54	31:02
14.	683	Batzer, Georgia		8	Female 13 & Under			30:54	31:06
15.	745	West, Michael		13	Male 13 & Under			31:39	31:53
16.	739	Spadolini, Amy		61	Female 60-69			32:45	32:52
17.	698	Curtis, Jillian		22	Female 20-29			32:52	32:59
18.	713	Lavanha, Karen		46	Female 40-49			33:02	33:06
19.	697	Chase, Susan		56	Female 50-59			34:06	34:11
20.	701	Dunham, Wayne		62	Male 60-69			34:46	34:53
21.	682	Batzer, Ellen		50	Female 50-59			34:55	35:09
22.	734	Ross, Kaylee		17	Female 14-19			35:39	35:44
23.	703	Eaton, Katelyn		32	Female 30-39			36:59	37:07
24.	736	Sennett, David		74	Male 70+			38:03	38:09
25.	738	Spadolini, Chris		60	Male 60-69			39:33	39:40
26.	696	Chapman, Cameron		9	Male 13 & Under			40:21	40:32
27.	712	Killebrew, Diana		51	Female 50-59			41:31	41:38
28.	737	Shonk, Jenny		38	Female 30-39			44:45	44:51
29.	704	Emery, Ramona		52	Female 50-59			44:46	44:53
30.	686	Belcher, Brian		50	Male 50-59			48:46	48:57
31.	688	Belcher, Nicole		46	Female 40-49			48:46	48:57
32.	708	Hagan, Tricia		56	Female 50-59			56:30	56:46

### Run for All 1 Mile Event

1.	727	McLaughlin, Lucas		10	Male 13 & Under			00:08:22	00:08:23
2.	693	Cabrera, Simon		5	Male 13 & Under			00:09:17	00:09:17
3.	741	Tucker, Alexander		7	Male 13 & Under			00:11:45	00:11:48
4.	742	Tucker, Christopher		46	Male 40-49			00:11:47	00:11:51
5.	709	Harrington, Noah		9	Male 13 & Under			00:11:58	00:12:09
6.	724	Martin, Lucas		5	Male 13 & Under			00:12:17	00:12:20
7.	719	Mack, Matthew		55	Male 50-59			00:12:18	00:12:21

## 2024 Run4All

### Overall Results

Place	Bib	Name	Nat.	Age	AG	Club	Pace	ChipTime	GunTime
8.	723	Martin, Quinn		3	Female 13 & Under			00:12:33	00:12:37
9.	725	Martin, Kierra		32	Female 30-39			00:12:34	00:12:38
10.	720	Mack, Carrie		53	Female 50-59			00:12:35	00:12:39
11.	746	West, Brianna		15	Female 14-19			00:12:43	00:12:57
12.	684	Batzer, Lili		8	Female 13 & Under			00:12:45	00:12:58
13.	722	Main, Trinity		8	Female 13 & Under			00:12:54	00:13:05
14.	721	Main, ReBecca		49	Female 40-49			00:13:08	00:13:21
15.	728	Mikowski, Alexandra		42	Female 40-49			00:24:10	00:24:23
16.	690	Bruno, Emmy		75	Female 70+			00:24:12	00:24:25
17.	747	Withers, Devin		41	Male 40-49			00:24:34	00:24:51
18.	744	Wasser, Ben		18	Male 14-19			00:24:53	00:24:55
19.	729	Dumond, Dorthy		83	Female 70+			00:40:40	00:41:11
20.	694	Carpenter, Angele		87	Female 70+			00:44:46	00:44:52

Number of records: 52