




























































2024 Turkey Trot

Overall Results

Place	Bib	Name	Nat.	Age	Gender	AG	Club Pace	ChipTime	GunTime
Turkey Trot 5k									
1.	1038	Stokoe, Grant		24	M	Male 20-29		16:19	16:19
2.	919	Lowell, Ethan		22	M	Male 20-29		17:22	17:22
3.	781	Cobb, Samuel		19	M	Male 14-19		17:38	17:38
4.	442	Arthur, Zack		35	M	Male 30-39		17:43	17:43
5.	752	Brown, Damian		18	M	Male 14-19		18:07	18:07
6.	37	Boylan, Chris		17	M	Male 14-19		18:28	18:29
7.	1003	Ripley, Samuel		17	M	Male 14-19		18:47	18:47
8.	927	Mahunik, Tommy		20	M	Male 20-29		19:32	19:32
9.	46	Schlimmer, Michael		38	M	Male 30-39		19:38	19:38
10.	1060	Voigt, Joshua		42	M	Male 40-49		19:42	19:45
11.	890	Johnson, Brenna		24	F	Female 20-29		19:55	19:55
12.	1005	Roth, Andrew		31	M	Male 30-39		20:03	20:03
13.	817	DePaull, Grace		24	F	Female 20-29		20:16	20:16
14.	757	Brown, Jenicah		22	F	Female 20-29		20:22	20:35
15.	971	Patterson, Brandon		22	M	Male 20-29		20:22	20:35
16.	517	Austen, William		19	M	Male 14-19		20:26	20:26
17.	945	Mones, Jacob		16	M	Male 14-19		20:32	20:38
18.	1022	Simpson, Jazmyne		21	F	Female 20-29		20:34	20:34
19.	850	Genson, Olivia		17	F	Female 14-19		20:51	20:52
20.	993	Randall, Zach		29	M	Male 20-29		20:55	21:03
21.	593	Barclay, Julie		51	F	Female 50-59		21:16	21:16
22.	754	Brown, Donavin		15	M	Male 14-19		21:23	21:45
23.	1007	Ryan, Andrew		24	M	Male 20-29		21:26	21:34
24.	849	Gaylor, Taavo		12	M	Male 13 & Under		21:37	21:38
25.	999	Reif, Bill		46	M	Male 40-49		21:50	21:50
26.	36	Hafer, Aidan		20	M	Male 20-29		22:03	22:08
27.	801	Dall, Pat		41	M	Male 40-49		22:08	22:28
28.	949	Morrow, Allison		24	F	Female 20-29		22:20	22:23
29.	518	Austen-Hines, Blayke		15	M	Male 14-19		22:23	22:30
30.	869	Hayes, James		40	M	Male 40-49		22:29	22:42
31.	823	Eldred, Conor		17	M	Male 14-19		22:29	22:38
32.	397	Alvarado, Matthew		26	M	Male 20-29		22:41	23:11
33.	594	Barclay, Zoe		23	F	Female 20-29		22:44	22:46
34.	1011	Scheidweiler, Steve		53	M	Male 50-59		22:54	23:18
35.	1045	Sweet, Marthalyn		28	F	Female 20-29		22:54	23:00
36.	798	Daily, Jessica		44	F	Female 40-49		22:56	22:56
37.	808	Darling, Lucas		19	M	Male 14-19		22:58	23:45
38.	867	Hayes, Ethan		12	M	Male 13 & Under		22:59	23:09
39.	950	Morrow, Lucas		19	M	Male 14-19		23:01	23:03
40.	773	Chisholm, Scott		44	M	Male 40-49		23:11	23:16
41.	881	Houston, Robert		21	M	Male 20-29		23:17	24:03
























2024 Turkey Trot

Overall Results

Place	Bib	Name	Nat.	Age	Gender	AG	Club Pace	ChipTime	GunTime
42.	964	Nunciato, James		38	M	Male 30-39		23:30	23:32
43.	929	Martin, Kierra		32	F	Female 30-39		23:31	23:39
44.	816	DePaull, Bryant		20	M	Male 20-29		23:31	23:31
45.	913	Long, Zachery		30	M	Male 30-39		23:37	23:53
46.	874	Hayes, Spencer		12	M	Male 13 & Under		23:37	23:46
47.	1096	Franco, Lauren		16	F	Female 14-19		23:37	23:55
48.	952	Morrow, Nicole		17	F	Female 14-19		23:48	23:51
49.	841	Fitts, Jonathan		7	M	Male 13 & Under		24:00	24:01
50.	1066	Weed, Kayden		14	M	Male 14-19		24:02	24:02
51.	864	Hammes, Michael		38	M	Male 30-39		24:03	24:45
52.	902	Kinney, Caleb		31	M	Male 30-39		24:08	24:17
53.	755	Brown, Erin		38	F	Female 30-39		24:09	24:11
54.	1034	Stickels, Carl		55	M	Male 50-59		24:10	24:12
55.	975	Perioli, Anthony		42	M	Male 40-49		24:11	24:19
56.	903	Kinney, Korissa		27	F	Female 20-29		24:12	24:21
57.	42	Arthur, Nicholas		30	M	Male 30-39		24:12	24:23
58.	750	Boynton, Shawn		30	M	Male 30-39		24:12	24:41
59.	799	Daily, Rahmon		15	M	Male 14-19		24:17	24:17
60.	856	Gregorich, Sandra		62	F	Female 60-69		24:24	24:24
61.	45	Gaylor, Robert		62	M	Male 60-69		24:29	24:30
62.	1057	Travis, Samantha		28	F	Female 20-29		24:33	24:39
63.	958	Mullally, Ruby		17	F	Female 14-19		24:36	24:40
64.	38	Boylan, Kaitlyn		14	F	Female 14-19		24:40	24:44
65.	838	Ferris, Flint		29	M	Male 20-29		24:44	25:02
66.	1064	Weed, Carter		16	M	Male 14-19		24:44	24:44
67.	897	Keister, Ashley		31	F	Female 30-39		24:48	25:16
68.	1009	Ryon, Colin		12	M	Male 13 & Under		24:49	24:49
69.	914	Loomis, Parker		20	M	Male 20-29		24:51	24:51
70.	819	Downing, Caleb		15	M	Male 14-19		24:54	24:58
71.	931	Mattoon, Tyler		32	M	Male 30-39		25:01	25:36
72.	953	Morrow, Steven		21	M	Male 20-29		25:05	25:08
73.	900	Kemp, Karson		15	M	Male 14-19		25:06	25:12
74.	875	Heim, Lily		15	F	Female 14-19		25:11	25:12
75.	1084	Zaremba, Sarah		31	F	Female 30-39		25:19	25:31
76.	1067	Weed, Sara		43	F	Female 40-49		25:19	25:25
77.	892	Johnson, Lucas		15	M	Male 14-19		25:20	25:21
78.	873	Hayes, Ryan		14	M	Male 14-19		25:25	25:34
79.	41	Jackson, Drew		23	M	Male 20-29		25:26	26:10
80.	887	Jackson, Brooke		26	F	Female 20-29		25:27	26:10
81.	786	Coon, Owen		15	M	Male 14-19		25:27	25:34
82.	981	Poli, Emma		14	F	Female 14-19		25:33	25:49
83.	1093	Philleo, Austin		27	M	Male 20-29		25:37	26:00









































2024 Turkey Trot

Overall Results

Place	Bib	Name	Nat.	Age	Gender	AG	Club Pace	ChipTime	GunTime
84.	946	Mones, Ryan		14	M	Male 14-19		25:42	26:19
85.	771	Chisholm, Emily		14	F	Female 14-19		25:47	25:52
86.	882	Houston, Marlin		51	M	Male 50-59		25:48	26:34
87.	865	Hatfield, Tyler		27	M	Male 20-29		25:49	25:54
88.	791	Cronce, Trevor		30	M	Male 30-39		25:51	25:51
89.	1000	Reif, Ella		14	F	Female 14-19		25:53	25:58
90.	840	Fitts, Jeffrey		47	M	Male 40-49		25:55	26:06
91.	839	Fitts, Eliana		12	F	Female 13 & Under		25:55	26:07
92.	994	Raulli, Paige		26	F	Female 20-29		25:58	26:13
93.	779	Closser, Paige		26	F	Female 20-29		25:58	26:13
94.	859	Griffin, Jena		35	F	Female 30-39		26:01	26:07
95.	842	Fitts, Vanessa		46	F	Female 40-49		26:02	26:03
96.	858	Griffin, Connor		30	M	Male 30-39		26:02	26:55
97.	960	Musci, Shelley		51	F	Female 50-59		26:12	26:42
98.	1058	Tucker, Rebecca		46	F	Female 40-49		26:20	26:28
99.	775	Clark, Sharon		45	F	Female 40-49		26:20	26:28
100.	911	Lincoln, Christian		31	M	Male 30-39		26:21	26:55
101.	1063	Wavle, Jim		64	M	Male 60-69		26:24	26:35
102.	1042	Swartz, Lauren		23	F	Female 20-29		26:29	26:41
103.	941	Meyer, Janice		38	F	Female 30-39		26:35	26:40
104.	1088	Zhang, Daniel		20	M	Male 20-29		26:39	26:55
105.	1078	Wilson, Darrian		27	F	Female 20-29		26:44	27:02
106.	1074	Williams, Abby		24	F	Female 20-29		26:45	27:02
107.	944	Mones, Daniel		47	M	Male 40-49		26:48	27:25
108.	691	Beckinghausen, George		48	M	Male 40-49		26:48	27:03
109.	1065	Weed, Douglas		45	M	Male 40-49		26:52	26:59
110.	963	Noe, Marissa		30	F	Female 30-39		26:57	27:12
111.	987	Potter, Mason		17	M	Male 14-19		27:00	27:07
112.	947	Moore, John		43	M	Male 40-49		27:04	27:14
113.	784	Connery, Lindsey		40	F	Female 40-49		27:05	27:14
114.	937	McLaughlin, Alice		55	F	Female 50-59		27:07	27:36
115.	774	Cito, Jackie		42	F	Female 40-49		27:18	27:46
116.	778	Clifford, Marisa		45	F	Female 40-49		27:21	27:43
117.	912	Locher, Emily		49	F	Female 40-49		27:27	27:40
118.	804	Darby, Jonathan		28	M	Male 20-29		27:33	27:44
119.	940	Mesura, Cheyenne		29	x			27:37	27:51
120.	756	Brown, Hayley		28	F	Female 20-29		27:41	28:02
121.	727	McLaughlin, Lucas		10	M	Male 13 & Under		27:46	27:58
122.	402	Anderson, Brandon		37	M	Male 30-39		27:46	28:25
123.	959	Mullally, Ryan		44	M	Male 40-49		27:50	28:22
124.	261	Aldrich, Hannah		22	F	Female 20-29		27:50	28:25
125.	837	Ferris, Brooke		27	F	Female 20-29		27:51	28:17




































2024 Turkey Trot

Overall Results

Place	Bib	Name	Nat.	Age	Gender	AG	Club	Pace	ChipTime	GunTime
126.	1008	Ryan, Chip		64	M	Male 60-69			27:53	28:02
127.	976	Perry, Rachel		35	F	Female 30-39			27:56	28:09
128.	982	Poli, Tracy		45	F	Female 40-49			27:59	28:16
129.	965	Ochs, Ben		35	M	Male 30-39			28:00	28:17
130.	512	Atkins, Robert		18	M	Male 14-19			28:08	28:37
131.	980	Pizzola, Susan		57	F	Female 50-59			28:10	28:34
132.	942	Meyer, Lois		63	F	Female 60-69			28:13	28:48
133.	1010	Ryon, Keegan		10	M	Male 13 & Under			28:15	28:15
134.	1044	Swayze, Jed		21	M	Male 20-29			28:15	28:38
135.	1095	Franco, Janine		48	F	Female 40-49			28:23	28:42
136.	795	Cruz, Tori		22	F	Female 20-29			28:23	28:57
137.	978	Pizzola, Alexandria		33	F	Female 30-39			28:32	28:56
138.	1062	Ward, Courtney		30	F	Female 30-39			28:33	28:47
139.	904	Koltz, Jenna		37	F	Female 30-39			28:35	28:52
140.	1069	Whitcombe, Lindsay		39	F	Female 30-39			28:45	28:58
141.	833	Evener, Donald		30	M	Male 30-39			28:49	29:35
142.	1046	Taylor, Colin		21	M	Male 20-29			28:57	29:04
143.	749	Boyland, David		65	M	Male 60-69			28:59	29:24
144.	811	Darling, Sophia		49	F	Female 40-49			29:05	29:39
145.	885	Irving, Jeff		52	M	Male 50-59			29:10	29:53
146.	1043	Swayze, Alyssa		18	F	Female 14-19			29:14	29:36
147.	926	Mahunik, Maggie		18	F	Female 14-19			29:15	29:36
148.	871	Hayes, Owen		12	M	Male 13 & Under			29:17	29:27
149.	735	Blake, Mary Hellen		67	F	Female 60-69			29:20	29:33
150.	1023	Skodzinsky, Melissa		45	F	Female 40-49			29:25	29:50
151.	886	Irving, Robert		15	M	Male 14-19			29:25	30:09
152.	908	Leach, Sarah		28	F	Female 20-29			29:30	29:58
153.	1081	Wolohan, Katie		30	F	Female 30-39			29:31	30:03
154.	792	Crooker, Alex		31	M	Male 30-39			29:32	30:03
155.	1051	Thompson, Madison		16	F	Female 14-19			29:34	30:29
156.	822	Edick, Derrick		38	M	Male 30-39			29:35	30:22
157.	758	Brown, Shira		43	F	Female 40-49			29:39	30:22
158.	899	Keister, Jennifer		35	F	Female 30-39			29:45	30:12
159.	1036	Stoker, Michael		44	M	Male 40-49			29:46	30:21
160.	1037	Stoker, Yanira		44	F	Female 40-49			29:54	30:29
161.	866	Hayes, Abraham		10	M	Male 13 & Under			29:54	30:10
162.	870	Hayes, Kayla		41	F	Female 40-49			29:56	30:12
163.	610	Batzing, Brookelyn		19	F	Female 14-19			30:02	30:22
164.	796	Cunningham, Rachel		38	F	Female 30-39			30:02	30:20
165.	1012	Sebastian, Jennifer		55	F	Female 50-59			30:05	30:28
166.	909	Lewis, Andrew		50	M	Male 50-59			30:10	30:15
167.	835	Farley, Erin		51	F	Female 50-59			30:10	31:02







































2024 Turkey Trot

Overall Results

Place	Bib	Name	Nat.	Age	Gender	AG	Club	Pace	ChipTime	GunTime
168.	1091	Zhong, Luoyan		22	F	Female 20-29			30:11	31:00
169.	889	Jin, Jerry		23	F	Female 20-29			30:11	31:00
170.	1090	Zhang, Hannah		28	F	Female 20-29			30:13	30:29
171.	943	Miller, Anna		33	F	Female 30-39			30:19	30:32
172.	1048	Taylor, Jeff		50	M	Male 50-59			30:35	30:42
173.	1047	Taylor, Gabriella		19	F	Female 14-19			30:35	30:42
174.	951	Morrow, Melissa		51	F	Female 50-59			30:41	30:45
175.	974	Peck, Darah		15	F	Female 14-19			31:14	31:49
176.	906	Lawrence, Emily		13	F	Female 13 & Under			31:16	31:20
177.	896	Keister, Andrew		9	M	Male 13 & Under			31:17	31:42
178.	1099	Spadolini, Amy		61	F	Female 60-69			31:19	31:47
179.	1049	Taylor, Susan		48	F	Female 40-49			31:29	31:37
180.	932	Maughan, Nichole		32	F	Female 30-39			31:41	32:16
181.	986	Potter, Mark		48	M	Male 40-49			31:58	32:36
182.	898	Keister, Ellard		35	M	Male 30-39			32:02	32:39
183.	961	Nash, Samantha		30	F	Female 30-39			32:05	32:24
184.	957	Mullally, Kendall		15	F	Female 14-19			32:19	32:53
185.	1089	Zhang, Fan		58	M	Male 50-59			32:21	32:36
186.	967	O'Donnell, Michael		33	M	Male 30-39			32:22	33:20
187.	1028	Smith, Jesse		43	M	Male 40-49			32:26	33:34
188.	836	Fenner, Kari		32	F	Female 30-39			32:28	33:35
189.	977	Pitman, Melinda		35	F	Female 30-39			32:41	32:41
190.	772	Chisholm, Lisa		44	F	Female 40-49			32:52	33:25
191.	884	Hyde, Christopher		55	M	Male 50-59			32:53	33:17
192.	877	HILLMAN, JENNIFER		54	F	Female 50-59			32:56	33:11
193.	1040	Sullivan, Krissy		32	F	Female 30-39			32:59	33:16
194.	409	Anderson, Shannon		59	F	Female 50-59			33:02	33:41
195.	612	Batzing, Chad		52	M	Male 50-59			33:06	33:26
196.	992	Rafferty, Rosasharn		52	F	Female 50-59			33:18	33:38
197.	825	Eldred, Kael		20	M	Male 20-29			33:19	33:29
198.	826	Eldred, Kendall		15	F	Female 14-19			33:20	33:29
199.	803	Darby, Ben		32	M	Male 30-39			33:27	33:44
200.	1085	zeeuw, chloe		22	F	Female 20-29			33:36	33:44
201.	852	Giles, Amanda		44	F	Female 40-49			33:40	34:20
202.	1059	Underwood, Donivan		25	M	Male 20-29			33:41	33:45
203.	818	Dorward, Maddie		31	F	Female 30-39			33:46	34:22
204.	335	Alteri, Rebecca		26	F	Female 20-29			33:50	34:47
205.	930	Matijas, Lisa		44	F	Female 40-49			33:52	34:38
206.	1018	Sherwood, Heather		32	F	Female 30-39			34:05	34:32
207.	1017	Sherwood, Amy		55	F	Female 50-59			34:06	34:31
208.	254	Albro, Raina		18	F	Female 14-19			34:16	34:52
209.	1041	Swab, Jameson		17	M	Male 14-19			34:17	34:53






















2024 Turkey Trot

Overall Results

Place	Bib	Name	Nat.	Age	Gender	AG	Club	Pace	ChipTime	GunTime
210.	1021	Skodzinsky, Mackenzie		15	F	Female 14-19			34:41	35:07
211.	972	Peck, Amanda		44	F	Female 40-49			34:46	35:21
212.	1053	Tillotson, Sarah		51	F	Female 50-59			34:51	35:38
213.	39	Boylan, Erin		44	F	Female 40-49			34:55	35:26
214.	794	Crooker, Maddie		26	F	Female 20-29			34:58	35:31
215.	793	Crooker, Christopher		58	M	Male 50-59			35:02	35:35
216.	1039	Strom, Mark		60	M	Male 60-69			35:11	35:56
217.	1013	Sennett, David		74	M	Male 70+			35:26	35:30
218.	715	Bergeron, Casey		30	M	Male 30-39			35:38	36:32
219.	716	Bergeron, Kelsey		30	F	Female 30-39			35:39	36:33
220.	973	Peck, Danika		17	F	Female 14-19			35:52	36:46
221.	663	Batzing, Jen		51	F	Female 50-59			36:03	36:24
222.	984	Potter, Brittany		28	F	Female 20-29			36:06	36:43
223.	767	Dady, Peter		72	M	Male 70+			36:16	36:46
224.	901	Killebrew, Diana		51	F	Female 50-59			36:22	36:49
225.	968	O'Donnell, Tim		61	M	Male 60-69			36:24	37:18
226.	316	Aldrich, Trinity		16	F	Female 14-19			36:37	37:29
227.	925	Madigan, Liliana		8	F	Female 13 & Under			36:43	37:23
228.	1052	Thompson, Seth		47	M	Male 40-49			36:48	37:49
229.	1050	Thompson, Madalyn		16	F	Female 14-19			36:50	37:50
230.	1083	Wright, Rachel		63	F	Female 60-69			36:51	37:28
231.	1001	Riley, Danielle		31	F	Female 30-39			36:55	37:40
232.	1033	Stickels, Carey		47	F	Female 40-49			37:12	37:15
233.	753	Brown, Donald		41	M	Male 40-49			37:17	37:39
234.	997	Read, Kira		47	F	Female 40-49			37:21	38:06
235.	800	Dall, Corey		42	F	Female 40-49			37:24	37:47
236.	863	Hall, Danielle		43	F	Female 40-49			37:24	37:24
237.	1015	Sherman, Blake		10	M	Male 13 & Under			37:27	38:20
238.	1014	Sherman, Ariana		12	F	Female 13 & Under			37:47	38:23
239.	797	Curran, Zac		27	M	Male 20-29			37:49	38:29
240.	1004	Ross, Kaylee		17	F	Female 14-19			37:56	38:00
241.	707	Belcher, Katelyn		38	F	Female 30-39			38:02	38:43
242.	827	Elliot, Deborah		58	F	Female 50-59			38:10	38:51
243.	829	Elliott, Kelsey		29	F	Female 20-29			38:10	38:51
244.	828	Elliott, Emily		26	F	Female 20-29			38:29	38:29
245.	1056	Toussaint, Gabrielle		27	F	Female 20-29			38:30	39:22
246.	853	Giles, Quentin		53	M	Male 50-59			38:33	39:13
247.	905	Lane, Kristie		48	F	Female 40-49			38:37	39:21
248.	718	Bertheussen, Naomi		8	F	Female 13 & Under			38:55	39:38
249.	717	Bertheussen, Jon		51	M	Male 50-59			38:56	39:38
250.	813	Davenport, Kyle		34	M	Male 30-39			38:57	39:24
251.	812	Davenport, Elizabeth		33	F	Female 30-39			38:58	39:24

2024 Turkey Trot

Overall Results

Place	Bib	Name	Nat.	Age	Gender	AG	Club Pace	ChipTime	GunTime
252.	928	Mailloux, Carly		43	F	Female 40-49		39:12	39:40
253.	878	Hobart, Eric		47	M	Male 40-49		39:14	39:57
254.	851	Gerg, Julie		42	F	Female 40-49		39:20	40:03
255.	790	Craft, Steven		69	M	Male 60-69		39:26	40:15
256.	970	Oustad, Corrie		52	F	Female 50-59		39:38	40:03
257.	782	Compagni, Carter		13	M	Male 13 & Under		40:08	40:17
258.	868	Hayes, Finn		7	M	Male 13 & Under		40:34	40:50
259.	998	Read, Lyla		19	F	Female 14-19		40:37	41:10
260.	872	Hayes, Patrick		75	M	Male 70+		41:04	42:06
261.	854	Goodwin, Casey		42	F	Female 40-49		41:30	42:31
262.	1086	zeeuw, ciara		25	F	Female 20-29		41:37	42:09
263.	1087	zeeuw, rebecca		50	F	Female 50-59		41:37	42:09
264.	996	Read, Judy		68	F	Female 60-69		41:46	42:03
265.	910	Lin, Lin		57	F	Female 50-59		42:06	42:20
266.	1100	Spadolini, Chris		60	M	Male 60-69		42:09	42:40
267.	43	Field, Tom		73	M	Male 70+		42:13	42:27
268.	1016	Sherman, Christina		47	F	Female 40-49		42:32	43:38
269.	855	Goodwin, Colby		10	M	Male 13 & Under		42:36	43:36
270.	776	Carpenter, Angele		87	F	Female 70+		42:36	42:46
271.	985	Potter, Mareesa		7	F	Female 13 & Under		42:39	43:43
272.	814	Davis, Melissa		40	F	Female 40-49		42:39	43:42
273.	751	Brabaw, Rebecca		50	F	Female 50-59		43:01	43:49
274.	948	Morehouse, Trisha		59	F	Female 50-59		43:54	44:16
275.	253	Abbey, Sheila		59	F	Female 50-59		43:55	44:17
276.	1055	Toussaint, Danielle		34	F	Female 30-39		44:15	45:06
277.	777	Clerkin, Leland		5	M	Male 13 & Under		44:34	45:30
278.	789	Clerkin, Ayumi		37	F	Female 30-39		44:34	45:30
279.	1002	Ripley, Keziah		14	F	Female 14-19		44:35	45:52
280.	1092	Zollweg-Horan, EMILY		52	F	Female 50-59		45:38	46:00
281.	880	HORAN, BRIAN		52	M	Male 50-59		45:56	46:19
282.	938	McMahon, Colleen		35	F	Female 30-39		48:02	48:31
283.	939	McMahon, Patrick		29	M	Male 20-29		48:03	48:30
284.	765	Buttner, Alexandra		43	F	Female 40-49		48:41	49:41
285.	764	Buttner, Adam		45	M	Male 40-49		48:41	49:42
286.	979	Pizzola, Nicholas		57	M	Male 50-59		48:56	50:13
287.	821	E Bailey, Donna		58	F	Female 50-59		48:57	49:16
288.	907	Lawrence, Erin		44	F	Female 40-49		49:22	49:28
289.	1079	Winfield, Elizabeth		50	F	Female 50-59		49:22	49:28
290.	1094	Hotopp, Margaret		60	F	Female 60-69		50:58	50:58
291.	876	Hettich-Atkins, Doreen		61	F	Female 60-69		51:56	52:26
292.	788	Coyle, Michele		51	F	Female 50-59		52:04	52:49
293.	1080	Winterstein, Cole		30	M	Male 30-39		52:19	52:51

2024 Turkey Trot

Overall Results

Place	Bib	Name	Nat.	Age	Gender	AG	Club	Pace	ChipTime	GunTime
294.	743	Boice, Macy		25	F	Female 20-29			52:20	52:45
295.	936	McKinney, Matthew		42	M	Male 40-49			52:22	52:49
296.	785	Contento, Angela		33	F	Female 30-39			52:27	53:38
297.	783	Compton, Nicole		38	F	Female 30-39			52:27	53:38
298.	995	Read, Chris		53	M	Male 50-59			53:33	54:47
299.	44	Mitchell, Diana		57	F	Female 50-59			53:35	54:50
300.	453	Ashendorf, Jared		30	M	Male 30-39			54:14	55:22
301.	445	Ashendorf, Debra		55	F	Female 50-59			54:15	55:24
302.	807	Darling, Lane		15	M	Male 14-19			54:18	54:37
303.	1020	SHUFELT, STEVEN		69	M	Male 60-69			54:41	55:41
304.	689	Beckinghausen, Carlee		15	F	Female 14-19			54:42	55:40
305.	988	Purcell, Matt		59	M	Male 50-59			54:59	56:03
306.	40	Leahey, Kelli		64	F	Female 60-69			55:01	56:06
307.	895	Keep, Tim		44	M	Male 40-49			55:34	55:38
308.	894	Keep, Amanda		44	F	Female 40-49			55:36	55:39
309.	1030	Stevens, Darius		28	M	Male 20-29			56:07	56:25
310.	1035	Stoianova, Arina		22	F	Female 20-29			56:11	56:29
311.	983	Potter, Arthur		2	M	Male 13 & Under			56:38	57:43
312.	542	Baran, Tyler		22	M	Male 20-29			1:01:41	1:03:00
313.	519	Baran, Abigail		22	F	Female 20-29			1:01:55	1:03:12
314.	780	Cobb, Kelli		28	F	Female 20-29			1:07:25	1:08:43
315.	710	Bell, Nicole		33	F	Female 30-39			1:07:25	1:08:44
316.	955	Mosier, Kathryn		63	F	Female 60-69			1:11:04	1:11:10

Number of records: 316