




























# 2024 Turkey Trot

## Age Group Awards

Place	Bib	Name	Nat.	Age	Gender	Club	Pace	ChipTime	GunTime
Turkey Trot 5k									
Male 13 & Under									
1.	849	Gaylor, Taavo		12	M			21:37	21:38
2.	867	Hayes, Ethan		12	M			22:59	23:09
3.	874	Hayes, Spencer		12	M			23:37	23:46
Female 13 & Under									
1.	839	Fitts, Eliana		12	F			25:55	26:07
2.	906	Lawrence, Emily		13	F			31:16	31:20
3.	925	Madigan, Liliana		8	F			36:43	37:23
Male 14-19									
1.	781	Cobb, Samuel		19	M			17:38	17:38
2.	752	Brown, Damian		18	M			18:07	18:07
3.	37	Boylan, Chris		17	M			18:28	18:29
Female 14-19									
1.	850	Genson, Olivia		17	F			20:51	20:52
2.	1096	Franco, Lauren		16	F			23:37	23:55
3.	952	Morrow, Nicole		17	F			23:48	23:51
Male 20-29									
1.	919	Lowell, Ethan		22	M			17:22	17:22
2.	927	Mahunik, Tommy		20	M			19:32	19:32
3.	971	Patterson, Brandon		22	M			20:22	20:35
Female 20-29									
1.	817	DePaull, Grace		24	F			20:16	20:16
2.	757	Brown, Jenicah		22	F			20:22	20:35
3.	1022	Simpson, Jazmyne		21	F			20:34	20:34
Male 30-39									
1.	442	Arthur, Zack		35	M			17:43	17:43
2.	46	Schlimner, Michael		38	M			19:38	19:38
3.	1005	Roth, Andrew		31	M			20:03	20:03
Female 30-39									
1.	929	Martin, Kierra		32	F			23:31	23:39
2.	755	Brown, Erin		38	F			24:09	24:11
3.	897	Keister, Ashley		31	F			24:48	25:16
Male 40-49									
1.	1060	Voigt, Joshua		42	M			19:42	19:45
2.	999	Reif, Bill		46	M			21:50	21:50
3.	801	Dall, Pat		41	M			22:08	22:28

# 2024 Turkey Trot

## Age Group Awards

Place	Bib	Name	Nat.	Age	Gender	Club	Pace	ChipTime	GunTime
Female 40-49									
1.	798	Daily, Jessica		44	F			22:56	22:56
2.	1067	Weed, Sara		43	F			25:19	25:25
3.	842	Fitts, Vanessa		46	F			26:02	26:03
Male 50-59									
1.	1011	Scheidweiler, Steve		53	M			22:54	23:18
2.	1034	Stickels, Carl		55	M			24:10	24:12
3.	882	Houston, Marlin		51	M			25:48	26:34
Female 50-59									
1.	593	Barclay, Julie		51	F			21:16	21:16
2.	960	Musci, Shelley		51	F			26:12	26:42
3.	937	McLaughlin, Alice		55	F			27:07	27:36
Male 60-69									
1.	45	Gaylor, Robert		62	M			24:29	24:30
2.	1063	Wavle, Jim		64	M			26:24	26:35
3.	1008	Ryan, Chip		64	M			27:53	28:02
Female 60-69									
1.	856	Gregorich, Sandra		62	F			24:24	24:24
2.	942	Meyer, Lois		63	F			28:13	28:48
3.	735	Blake, Mary Hellen		67	F			29:20	29:33
Male 70+									
1.	1013	Sennett, David		74	M			35:26	35:30
2.	767	Dady, Peter		72	M			36:16	36:46
3.	872	Hayes, Patrick		75	M			41:04	42:06
Female 70+									
1.	776	Carpenter, Angele		87	F			42:36	42:46